

Texas Public Policy Foundation

Public Debt Profile for Rep. Dorazio, House District 122

The Real Cost of Bonds:
How local debt is driven up by a small minority

Despite the Legislature’s historic \$51 billion investment in property tax relief since 2019, local governments and ISDs have spent Texans’ relief by raising appraisal and passing massive bonds, leading to nearly \$500 billion in local debt, per the Bond Review Board. Texas must reform local taxing entities’ ability to take out massive bond debt and ensure tax relief goes back to taxpayers.

Total School District Debt in House District 122, as of November 2024

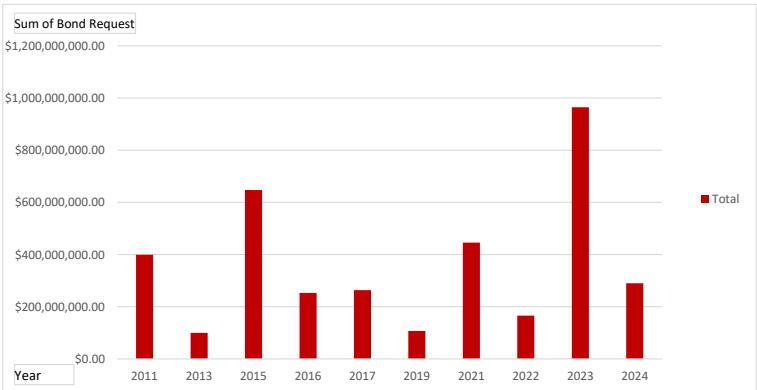
School districts are the largest holder of public debt in Texas, accounting for over \$202 billion of local debt as of November 2024. Instead of focusing on what is important — like improving student outcomes in reading and math — far too many school districts have prioritized bond packages to build stadiums, auditoriums, and facilities that do little to boost academic achievement.

School District	Total Debt	Debt Per Student	ADA	Percent on Grade Level (Reading)	Percent on Grade Level (Math)
NORTHSIDE ISD (Bexar)	\$4,052,868,887	\$48,066.47	84,318	55%	40%
NORTH EAST ISD	\$1,580,207,745	\$33,586.43	47,049	59%	45%
COMAL ISD	\$1,501,153,756	\$52,239.48	28,736	69%	60%
MEDINA VALLEY ISD	\$970,063,989	\$91,679.80	10,581	63%	47%
BOERNE ISD	\$727,682,649	\$68,545.84	10,616	77%	65%

Note: Data from the Bond Review Board

- In your district, the total ISD debt is equal to \$8,831,977,026.
- In your district, the percentage of students that are on grade-level in Reading is 75%.
- In your district, the percentage of students that are on grade-level in Math is 65%.

Total Bond Request by Year for House District 122



Note: Data from the Bond Review Board

Average ISD Debt and Expenditures House District 122

Your Average Per-Pupil Expenditure is:
\$18,229.68

Your Average Debt Per-Student is:
\$58,823.60

Your Total ISD Debt is:
\$8,831,977,026.00

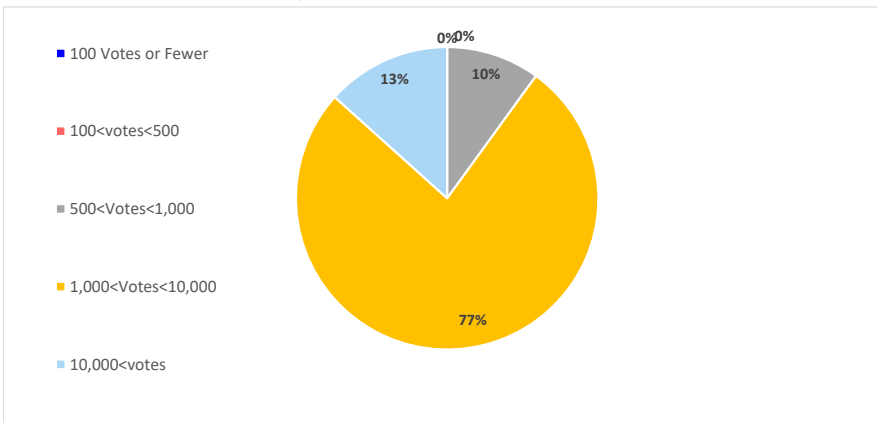
Note: Data from the Bond Review Board & the PEIMS Financial Reports from TEA

Bond Election Participation

In Texas, a significant portion of bond elections happen in May – an election date that has very low turnout rates. One way this is demonstrated is by the number of bonds that are passed with fewer than 1,000 votes cast for the bond proposition. Since the year 2000, 10.00% of all of the bonds passed in your district have passed with less than 1,000 votes.

Name	Issuer Type	Year	Bond Total	Votes For	Votes Against	Percent In favor
Medina Valley ISD	ISD	2001	\$15,000,000.00	357	150	70%
Medina Valley ISD	ISD	2016	\$78,000,000.00	417	115	78%
Medina Valley ISD	ISD	2019	\$107,000,000.00	436	269	62%
Medina Valley ISD	ISD	2007	\$48,400,000.00	914	120	88%
Boerne ISD	ISD	2001	\$2,000,000.00	867	530	62%
Boerne ISD	ISD	2001	\$900,000.00	784	617	56%
Boerne ISD	ISD	2001	\$1,200,000.00	873	531	62%
Boerne ISD	ISD	2001	\$710,000.00	886	521	63%
Boerne ISD	ISD	2001	\$325,000.00	852	555	61%
Boerne ISD	ISD	2001	\$2,200,000.00	929	483	66%

Breakdown of ISD Bonds Passed:
by Total Votes Cast, House District 122

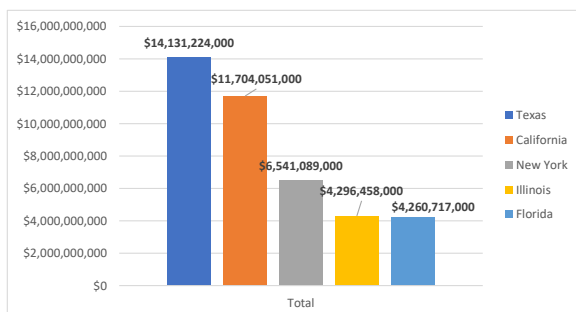


- Many district bond elections are decided by as few as 500 votes.
- In House District 122, approximately 0% of bonds, or roughly \$0,000, were passed with fewer than 500 votes on the bond proposition.
- In House District 122, 10.00% of bond elections have passed with fewer than 1,000 people voting on the proposition.
- A total of \$200,000,000 have passed with fewer than 1,000 people voting.

Total Statewide ISD Bond Debt

Texas spends more money than any other state on new buildings, construction, and capital outlay – over \$14 billion in 2024 alone, according to the U.S. Census. That is more money than California and New York, despite the fact that both of these states have higher labor costs and higher costs for real estate. These expenditures are most often spent on building extravagant-looking schools and auditoriums, as well as football stadiums that exceed \$100 million.

Total Spending on Construction: Comparison by State



Rendering of a Middle School in Prosper ISD:
Part of a \$2.4 Billion Bond



Crowley Track & Field Complex:
Cost \$150 Million



For more information contact:

Jorge Borrego (jborrego@texaspolicy.com) or Mandy Dragin (mdragin@texaspolicy.com)